



---

# **Directive on ambient air quality and cleaner air for Europe**

*Andrej Kobe*  
*ENV C3, DG Environment*



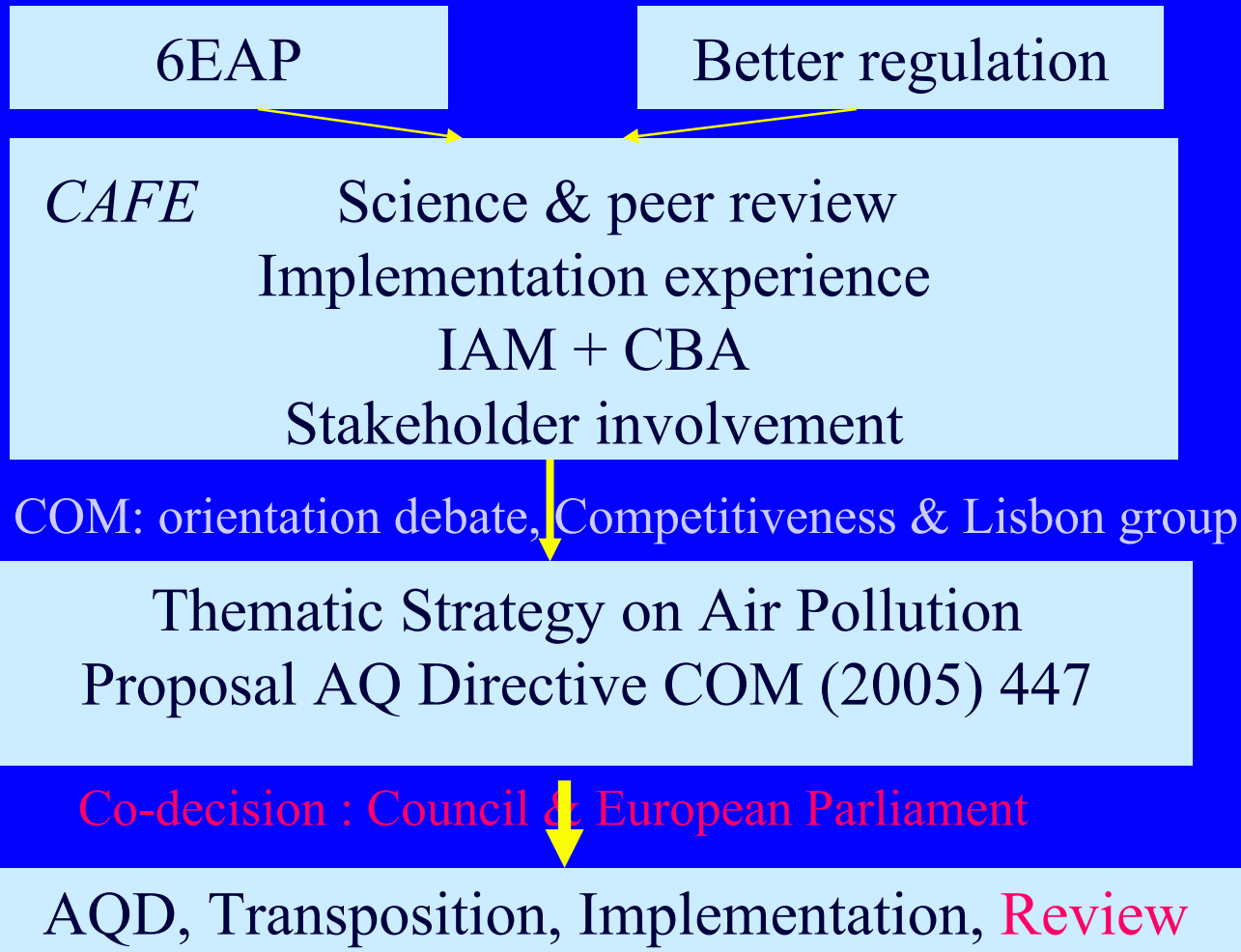
# Content

---

- **Framing the Directive**
  - **CAFE & Thematic Strategy on Air Pollution**
- **New Air Quality Directive**
  - **Commission proposal**
  - **Council and EP positions, state of play**
  - **Implementing Provisions**
  - **Other Activities**



# The Process





# Preparing Community response

---

- **Thematic Strategy is interlinked with other Community policies**
  - Climate Change
  - Strategy on Urban Environment
- **New AQ Directive is only one of the responses**
  - 1<sup>st</sup> step : Review in 2011-13
- **Attainability**
  - Joint efforts national/regional/local measures
  - Community measures
  - Efforts facilitated by Community level ‘services’
    - GMES, networking, exchange of best practices, guidance
    - INSPIRE, Shared Environmental Information System



## **Community measures following the Strategy**

---

- **Euro 5 & 6 for cars and vans**
- **Euro VI for Heavy duty**
- **Revision of the NECD consistent with objectives identified in the Strategy**
- **Small scale combustion**
  - Review of IPPC directive for larger sources
  - Energy using Products directive for small sources
- **Ship NO<sub>x</sub> engine standards (IMO or Community)**
- **Agriculture (NH<sub>3</sub>)**
  - N content of feedstuffs, Review of IPPC directive for intensive agriculture
- **Revise Air quality legislation**



# AQD revision

---

**A. Respond to updated health advice**

⇒ environmental objectives for  $PM_{2,5}$

**B. Address current compliance problems**

⇒ flexibility of attainment date

**C. Only man-made sources can be addressed**

⇒ deduction of natural sources (for compliance)

**D. Modernize system for information exchange**

**E. Merge = streamline and Miscellaneous**

**Maintain existing provisions!**



# What's new (1)

---

## Environmental objectives for PM<sub>2,5</sub>

### Concentration cap (limit value)

### Exposure reduction target

- Concentration cap of 25µg/m<sup>3</sup> annual average to apply everywhere  
Robust monitoring of PM<sub>2,5</sub> concentrations
- Target to reduce national average measured urban background concentration by 20% between 2010 and 2020 subject to later review where differentiated MS legal objectives to be proposed
- **Exposure reduction target should drive measures to deliver the objectives of the Thematic Strategy**



## 2004/461/EC for 2005, Results (preliminary)

---

- **PM10: Zone exceedance daily 39%, annual 17 %**
  - Exceedances in all countries that reported, 9 MS exceedances in more than 90% of their zones
  - 15 out of 21 exceedance in ALL their agglomerations, DE > 54%, UK 68 %
  - Can be misleading for policy purposes
- **NO2 : Exceeding LV+MoT**
  - UK 81%, AT 55%, DE 29%, IT 38%, FR 14%





## What's new (2)

---

### Addressing compliance problems (Article 20)

- **Attainment date not yet arrived (NO<sub>2</sub>)**
- **Attainment data passed (PM<sub>10</sub>)**
  - **Only if rationale can be given**
    - unfavourable climatic conditions or
    - large trans-boundary contribution...
- Time extension once, up to 5 years, subject to conditions
- Conditions : amended plan which obligatory had to at least consider a list of measures (Annex to the Directive)
- **LV in force, but at LV+MoT level!**



## What's new (2a)

---

### **Air quality plans (Art 21)**

- **Plans not limited to the time before the attainment date**
- **EP (Am. 32) : ...plan may include measures pursuant to Art. 22...**

### **Short term action plans (Art. 22)**

- **Need to be drawn only “where appropriate”**



## What's new (3)

---

### Reporting, Exchange of Information

- **In preparation, to be adopted by the Committee under the Directive**
- **Prepared by Data Exchange Group**
- **Explicit requirements in Art. 25**
- **INSPIRE, Shared Env Information System**



## What's new (4)

---

- **Spatial applicability of critical levels for the protection of ecosystems**
- **Deduction of natural sources (Article 19)**
- **Further QA/QC provisions**
- **Background monitoring requirement**



# Co-decision : State of play

---

- **Commission**
  - **Proposal October 2005, in parallel with TS on Air Pollution**
- **EP**
  - **first reading 27 September (postponed)**
- **Council**
  - **General approach agreed in June**
  - **Political agreement 23 October (NL/PL against)**
  - **Recitals discussed in the Council Working Party in November**
  - **Translations by lawyers > Common position**
- **2<sup>nd</sup> reading : 1<sup>st</sup> half 2007**
- **Entry into force : 2<sup>nd</sup> half 2007?**



## Issues raised (1)

---

### **Spatial applicability of the limit value**

#### **LV applies throughout territory**

- **Reasonable application of the rules of evidence**
  - Close to the ground
  - Very small areas (when modelling)
- **Council : explicit exclusion of compliance assessment**
  - No Access AND no habitation
  - On the road, on the central reservation of roads
- **EP also addressed the issue (Am. 60)**
  - Larger, more ambiguous exclusions



## Issues raised (2)

---

### **PM monitoring**

- **EP : 50% reduction for 'new' PM2.5**
- **Council : combined PM10/PM2.5 monitoring reduction by 25%**
  - Ratio 1 : 2 required
  - Urban background PM2.5 for exposure reduction required
  - Where PM10 exceedances in last 3 years maintain
- **Council : raise PM assessment threshold levels**
  - Consistence PM thresholds with other pollutants



## Issues raised (4)

---

### Daily PM10 limit value

- **Council : maintain as is**
- **EP :**
  - MS can decide to lift from 35 to 55 allowed days over 50 micrograms/m<sup>3</sup>





## Issues raised (4)

---

### Annual PM10 limit value

- **Council : maintain as is**
- **EP :**
  - Tighten from 40 to 33 micrograms/m<sup>3</sup> in 2010
  - **Beware : time extensions!**
  - **30 roughly comparable to daily 35/50**
  - (WG PM position paper 2004)



# Issues raised (5)

## Fine particles $PM_{2.5}$

### • EP

- $PM_{2.5}$  concentration cap stricter at  $20\mu\text{g}/\text{m}^3$  but delayed until 2015.
- Differentiated exposure reduction for urban  $PM_{2.5}$ 
  - $<10\mu\text{g}/\text{m}^3$  average (AEI) then 0% national reduction
  - $10\text{-}15\mu\text{g}/\text{m}^3$  average then variable 10% national reduction
  - $15\text{-}20\mu\text{g}/\text{m}^3$  average then 15% national reduction
  - $20\text{-}25\mu\text{g}/\text{m}^3$  average then 20% national reduction
  - $>25\mu\text{g}/\text{m}^3$  average then all appropriate measures to reach AEI =  $20\mu\text{g}/\text{m}^3$

### • Council

- $PM_{2.5}$  concentration cap  $25\mu\text{g}/\text{m}^3$  but delayed until 2015.
- Differentiated exposure reduction for urban  $PM_{2.5}$  by 2020
  - $<7\mu\text{g}/\text{m}^3$  average then 0% national reduction
  - $>7\text{-}13\mu\text{g}/\text{m}^3$  average then variable (AEI x 1.5)% national reduction
  - $>13\mu\text{g}/\text{m}^3$  average then 20% national reduction

### • Implementation schedule

- UB stations by 2008
  - derogation by 2009 – only 2 year average for ERT, or same ERT for only 9 years
- Other stations by the transposition date



## Issues raised (6)

---

# Time extensions of LV attainment date, under conditions

- **Commission**
  - < 5 years for all pollutants, from attainment date
  - Example :  $PM_{10}$  2010,  $PM_{2.5}$  2015,  $NO_2$  2015
- **Council**
  - $NO_2$  <5 years,  $PM_{10}$  < 3 years after entry into force
  - Example:  $PM_{10}$  2011\*, ( $PM_{2.5}$  2015),  $NO_2$  2015
- **EP**
  - $PM_{10}$  : 4+2 years after entry into force,  $NO_2$  4 years unconditional
  - Example:  $PM_{10}$  2012-2014, ( $PM_{2.5}$  2015 at 20),  $NO_2$  2014
  - Link to Community measures



## Issues raised (7)

---

- **EP : increased assessment requirements (Am. 16,17)**
  - **More comprehensive assessment encouraged by Commission, premature to make it mandatory**
  - **Facilitate through European services : GMES, FAIRMOD networking**
- **EP Am. 33 “IPPC”**
  - **Limiting scope of intervention to BAT**
- **EP Am. 36 on short term action plans**
  - **Sets high standards on “burden of proof” to local authorities before measure can be taken**



# Air quality – final messages

---

- **Important 2011-13 review**
  - Include new data and research on PM<sub>2.5</sub>
  - Make exposure reduction obligatory
  - Knowledge on Community measures
- **Exposure reduction will deliver TS objectives**
  - Too strict PM<sub>2.5</sub> LV would focus measures in hotspots
  - In 2008 PM<sub>2.5</sub> network for exposure reduction has to be in place!
  - Management for exposure reduction requires good assessment



# Implementing provisions

---

- **Objectives**
  - **Modern, electronic, streamlined reporting**
  - **Reduction of administrative burden**
    - Minimize interaction due to QC
    - Reduce need for user interaction
    - Maximize use of IT
    - Minimize burden for aggregation
  - **Added value of information content**
    - Spatial nature of AQ information
    - Near real time data exchange
  - **Adopt SEIS, INSPIRE concepts**
- **Data Exchange Group**



# Related activities - contracts

---

- Representativeness, classification of stations
  - **Will feed Implementing Provisions**
  - **Support assessment (guidance)**
- Support to work on Implementing provisions
  - **Impact assessment, preparation of guidance, examples**
- Administrative arrangement with JRC
  - **Manage pilot projects in (up to) 2+2 Member States**
  - **“INSPIREd” implementation in the field of AQ**



# Related activities - other

---

- EEA activities
  - Data centre; **Ozone web, data QC, work on spatial data, indicators**
- JRC
  - AQUILA, Preparation of integrated QA/QC
  - AirMOD (modelling network)
  - Administrative arrangement on use of remote sensing and determination of contribution of natural sources
- Research supporting policy
  - Air4EU : combining monitoring and modelling
  - NATAIR : on natural sources
- GMES
  - **Fast track service “Atmosphere” – remote sensing and modelling services to support assessment**
- **Assessment of plans and programmes (contract)**






---

Thank you

<http://ec.europa.eu/environment/air/index.htm>

andrej.kobe@ec.europa.eu



## CAFE Baseline

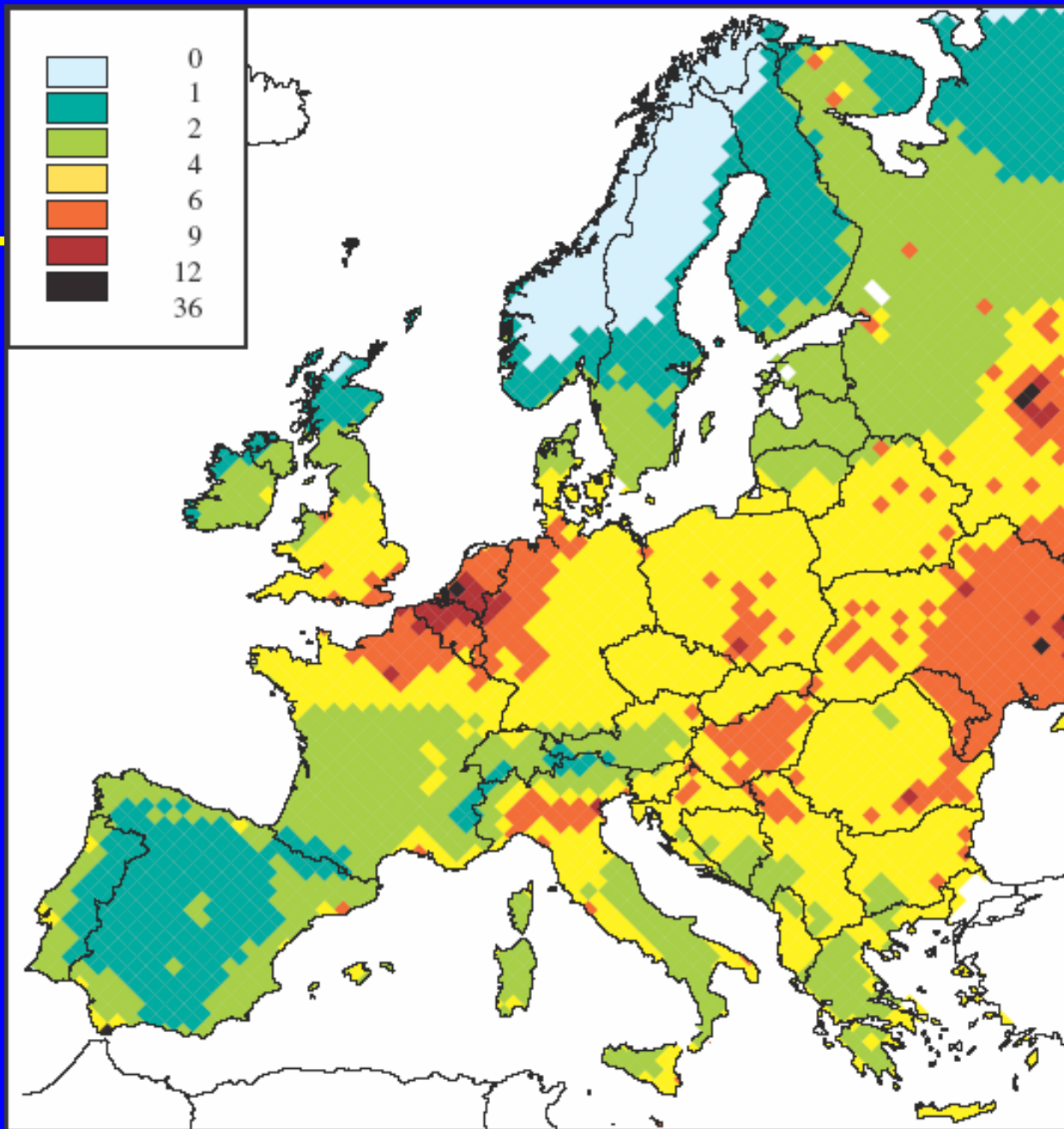
2020

under current  
legislation

Loss in life  
expectancy due to  
fine particles

(in months)

270,000 premature  
deaths annually





## Thematic strategy on Air Pollution

---

- **>370.000 people in Europe prematurely die due to air pollution**
  - **350.000 due to fine particles PM2.5**
  - **Shortens life expectancy in average by more than 8 months**
- **Strategy sets interim env. objectives in 2020**
- **CBA**
  - **Costs : 7.1 billion euro**
  - **Monetized benefits : 42-135 billion euro**